

# GRADE TWO



## NUMERACY CALENDAR

**DATE**

**ACTIVITY**

Can be completed in any order...

**June 15  
Monday**

**SNAP Practice:** Choose one of the following numbers: 34, 27, 98. Build your number out of LEGO, beans, rocks, etc. Then complete the SNAP assessment using your number and skip count forwards and backwards by 2's.

**June 16  
Tuesday**

What is the difference between weight and mass? Click on YouTube videos to learn about units of measure for mass. <https://www.youtube.com/watch?v=Y8-T8RouhPA>

**June 17  
Wednesday**

Practice estimating with g and kg. You can use real food packages and then read the label. <https://www.youtube.com/watch?v=aWICncTpiC4>

**June 18  
Thursday**

Story Problem: There were six kids on the playground. Some more kids came on the playground. Now there are 12 kids on the playground. How many kids came on the playground?

**June 19  
Friday**

Try a new card game! See pages below for directions to play  
Sum 10 Solitaire and Math Facts Spiral.

**YARROW COMMUNITY SCHOOL**

## 7. Play pyramid solitaire alone or in teams.



Some versions of solitaire are really just sneaky math card games, and pyramid is one of them. Try to find cards that add up to 10 as you clear your pyramid row by row.

Learn how to play at the link below.

13. Take a trip around the card spiral to practice math facts.



You'll need a pair of dice for this math card game. Lay cards out randomly in a spiral formation as shown, and set a marker for each player on the center card. Player one rolls the dice then moves their piece that number of spaces shown. They then must multiply (or add or subtract, depending on preferences) the card number by the number on the dice. If they get the answer correct, they stay where they are. If not, they return to their original card. Play continues until one player reaches the end.

# GRADE TWO



## LITERACY CALENDAR

**DATE**

**ACTIVITY**

Can be completed in any order...

**June 15  
Monday**

Did you know, this year, Father's Day is on Sunday June 21st? You can celebrate this day by honoring people who are special in your life. See pages below for Dad and Grandpa themed writing and colouring.

**June 16  
Tuesday**

Know, Wonder, Learn: Write what you know about the Summer Solstice. Write what you wonder about it. Now watch the video and write something you have learned

<https://www.youtube.com/watch?v=SVzkVsWQBR8>

**June 17  
Wednesday**

Did you know, in Canada, June 21st is National Indigenous Peoples Day? Know, Wonder, Learn...

<https://www.youtube.com/watch?v=XEzjA5RoLv0>

**June 18  
Thursday**

Make as many words as you can containing the following word families: -ack, -ick, -ock. See if you can think of your own word families, word chunks or letter blends and write a list of words.

**June 19  
Friday**

Pretend you are on a "reading vacation" at the beach. Set up a towel to lay on, put on a bathing suit, or other beach attire, grab some water, maybe a snack, and lay on the "beach" reading your book, magazine, anything you have in your home to read. Do you need your sunglasses?

**YARROW COMMUNITY SCHOOL**



# All About Dad

By: \_ \_ \_ \_ \_ Age: \_ \_ \_ Year: \_ \_ \_

My dad's name is \_ \_ \_ \_ \_

My dad is \_ \_ years old.

My dad has \_ \_ \_ hair and \_ \_ \_ eyes.

My dad's job is \_ \_ \_ \_ \_

My dad's favorite food is \_ \_ \_ \_ \_

& his favorite treat is \_ \_ \_ \_ \_

My dad's favorite color is \_ \_ \_ \_ \_

My dad likes to wear \_ \_ \_ \_ \_

My dad laughs when \_ \_ \_ \_ \_

My dad is happy when \_ \_ \_ \_ \_

My dad gets mad when \_ \_ \_ \_ \_

My dad always says " \_ \_ \_ \_ \_ "

My dad calls me " \_ \_ \_ \_ \_ "

My favorite thing about my dad is  
\_ \_ \_ \_ \_




I love my dad because \_ \_ \_ \_ \_

My dad loves me because \_ \_ \_ \_ \_



# KWL Chart

Name \_\_\_\_\_ Date \_\_\_\_\_

 Know	
 Wonder	
 Learn	

# GRADE TWO



## OUTDOOR LEARNING

### DATE

### ACTIVITY

Can be completed in any order...

**June 15**  
**Monday**

Have you been outside today? What is the weather like? Draw/Write about the weather. What do you see, hear, smell?

**June 16**  
**Tuesday**

Try creating a SOUND MAP!  
As humans, we perceive much of our world through our sense of sight. In this creative activity, however you are asked to focus on the sounds of nature and try to draw what you hear! See pages below for more directions.

**June 17**  
**Wednesday**

**Read outside.**  
Pick a tree and read under it.

**June 18**  
**Thursday**

**Observe a natural object up close (a leaf, a flower). Draw and label it in your journal. What do you wonder about it?**

**June 19**  
**Friday**

**Read through your nature journal.** What have been some of your questions and wonderings? Can you find some answers by watching closely outside?



# Sound Map

As humans, we perceive much of our world through our sense of sight. In this creative activity, however, students focus on the sounds of nature, and try to draw what they hear.

**Time Required:** 15 minutes

**Materials Required:** Pencils and journals

**Instructions:** Lead a silent walk in a natural area, such as a large, wooded park. Every time a student hears a natural sound she raises one of her fingers, counting up to ten. When a student hears ten different sounds, he or she stops. When everyone has stopped, they get out their journals. Students should write their name in the middle of a new double page, and draw light lines dividing the two pages into quarters.

Tell the students that instead of drawing a regular map they will be drawing a sound map. In a bottom corner they should draw the map's

key. Each new sound heard will be represented with a symbol and recorded in the key. Ask students to also draw an X and their name in the centre of the map. As each new sound is heard, the symbol is recorded on the map at the where it was heard relative to the X on the map. Have fun making as many a map as ever was seen!

**Discussion:** What happens to the map if you move the 'centre of hearing' (you) to one of the corners of the map? Try drawing it.

- How many people had similar symbols? Why?
- How did you feel about the human sounds you heard? Why?

